SIGNS
Robert Rauschenberg
Collage
(1970)
Mono-
gram (1955
59)
Art Car (1986)
BMW 635 CSi

chair and skeleton looks like two kind of things that are not connection, but I think those structures are similar.

Rauschenberg used a life-sized X-ray portrait of himself, and each part of body are out of order. It looks not [illegible] and meaningful.

Robert Rauschenberg
Bossete
(1967)

As you see, there are many different types of line compose this picture. All of them looks random, some are curly, some are straight.

This picture is divide into two parts. The top one and the bottom one. The top one is more orderiness and clean.
The bottom one is more random. All lines and colors are mix together.

the shapes of these images not just square, they have different shapes. These shapes take the color result in mightiness of contrast.

We can find out that colors have different direction movement. It makes the picture less rigid bored.

This picture used many elements, and looks more orderiness than the others.

Robert Rauschenberg playing with the red letter "T"

photos, text, letter all ~~mix to~~ compose together. looks more interesting and meaningful.

Robert Rauschenberg
Retroactive (1964)

Rauschenberg's series of dense collage works: colors are very difference.
green blue yellow black and red result in mightiness of contrast.
I think it show the Rauschenberg's emotion.

Rauschenberg used the images all about daily things or news. He used his work to raise individual awareness of [illegible] and [illegible]

We can find out that Cornell's boxes' background is white, and the object, like paper birds, ball, picture will be stand out.

Joseph Cornell
Habitat Group for a Shooting Gallery
(1943)

Joseph Cornell
A Parrot for Juan Gris
(Winter 1950-54)

Cornell used the found materials that inhabit his boxes - paper birds, clock springs, balls and rings, to hint at abstract ideas.

In Cornell's box, we can find that he like using paper birds. Most of the birds that he use are parrot.

The way their arrange things carefully.

Joseph Cornell
The Hotel Eden
(c.1948) →

ball, it might represent a planet or the luck associated with playing a game.

All the thing that Cornell use are old and everywhere.

For the background, Cornell also use some picture with some words and numbers. And he most of his work are using the primary color like red, blue, yellow.

In these 3 boxes, Cornell like using doll, body head, portrait glass bottle in his boxes. And there are some lines in the front of them. Looks quite mysterious.

Medici Princess (1948)

Bebe Marie
Early (1940's)
Joseph Cornell

Soap Bubble Set (1936)

Cornell also like using the picture of map to be the background.

In these three boxes, we could see Cornell's paint the boxes' background quite white. And have a grid, looks very tidy. And the color in these three boxes is quite simple, just blue and white. On the other hand, Cornell also use different shapes like circle and square.

Toward the blue peninsula (1951-52) Joseph Cornell

Space Object (1958) Joseph Cornell

Window Facade (1931) Joseph Cornell

One of my favourite things about Cornell's boxes is that when you look at them, you get the idea that there's some secret language being spoken by all the mysterious object in each work. But I can't necessarily figure out the precise meaning of each object.

TRADITIONAL CHINA - Design

The lotus is considered a sacred Buddhist symbol.

This pattern looks like Chinese traditional copper-coin, it regularly repeats.

The traditional Chinese lucky patterns include abundant fine meaning, they are indispensable contents in Chinese life all the time. Like this Chinese traditional lantern. You can see this the pattern on the lantern.

Chinese like using special traditional symbol - those flowers. It symbolizes hope and freedom.

Chinese coins are a powerful symbol of wealth and prosperity. most of them are round with a square hole in the middle. And you could see them on the Chinese traditional door.

This one called "Round long Life" It means longevity. In China, people like using circle thing, it means completeness.

Embroidered flower on the silk

There are a lot of patterns including lucky meaning among the people in China. Whenever festival, Chinese people like to decorate rooms with these lucky patterns. People express the yearning for happy life and celebrate fine festival. They are the indispensable content in Chinese's life all the time.

In China, people like embroidering flower on cloth. And the color is red or purple that means rich and lucky.

In addition, it often appears in the China's traditional poetry and antithetical couplet. It's a kind of bird that liked by Chinese people since ancient times.

Chinese also like using birds on the pattern. I think this one is magpie, in Chinese it means attract joy connected with unity of people, stability and happiness and the color of it looks like "spring color".

This one called the "lucky cloud". It looks also like wave. Clouds symbolize good fortune and happiness, especially when they have more than one color, like blue and red. You could the picture on the left, it used on the dish and traditional clothes. In the pattern of the China's color is very colorful, most of them is red and blue. It symbolize happiness.

If we talk about Indian paisley pattern we cannot be ignored. It looks like a twisted teardrop. Indians believe that this shape is one of the symbols for dynamics, development, and energy. It's no wonder Indian wedding dress of the bride is decorated with [illegible] ornaments.

- Organic shape
- Repetition
- Detail

I find that in Indian pattern, people like drawing peacocks or birds. I think they means beauty, happiness, grace and creativity.

In India, patterns have been a part of everywhere. Indian Festive Decoration is very diverse and rich in terms of its graphical elements and patterns.

The patterns of India are very detail and beautiful, they are exquisite pattern.

This pattern is from Sarawak, eastern of the Malaysia. You could see one of the feature of it, it's has its curly, like tendrils or plants shoots. Also, the pattern looks similar to the viking pattern in my work.

This pattern looks like the flowers or symbol. And for the color, it looks like the viking pattern's - old-fashion

Although those different patterns are from different areas. They have similar features. For instance, the "curly tail" and the "knotwork".
Therefore, we can see, different culture may also have some similar characterstics.

This is the painting by Robert Motherwell. For the color, it's totally different from my artwork. Because the color is brightness and colorful than my artworks and has also use the "your own"

Viking Pattern

The pattern that I used in artwork also from the Viking. You could notice one of the Viking pattern feature is the line always twist together like knotwork.

This kind of painting is from by Frank Stella. This painting combine the different shapes. Also, it looks like the knotwork.
For the color, it used the primary colors, blue, red and yellow.

Here are 5 different color I'm thinking to use.

This painting one I mix the oil painting and impasto media together. So when you touch it, it's rough. Furthermore 2 different colors are harmony make it looks like more abstract.

I think the background color need to be underline to make the pattern "stand up"

I'm thinking of the background look like this →

The color is the primary color, red, blue, yellow. We could see I don't use the harmony color. Furthermore I don't have very unambiguous structure. It looks like Jasper Johns' painting.

But the background looks too busy. If I put the pattern of the ~~the~~ background they will mix together, It's difficult to see.

When you touch it, it's rough, because I mix the oil painting and impasto media together. →

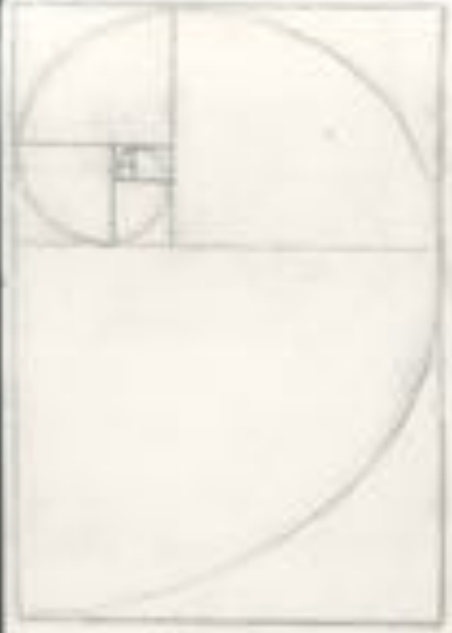



This pattern is hexagon. It looks quite interesting. Different shapes combien together have the visual effect.

On this golden ratio, I want to put the outside patterns on it. As you can see, I put a part of pattern outside the square, looks more unconstrained. But those patterns are too complex. If the background is complex too, then they will mix together.

This is the golden ratio (symbol is the Greek letter "phi" shown to left) is a special number approximately equal to 1.618

$$\frac{a}{b} = \frac{a+b}{a} = 1.618 = \varphi$$

This is the pattern from China. It looks dont like the China traditional pattern. It looks quite awesome. Furthermore it looks like the pattern from Oceania pattern.

Here I want to use a kind of different pattern. And combine them together, looks like "Ying" and "Yang".

This is the pattern from Oceania. This pattern looks like flower pattern, a circle and a circle. Looks like geometric shape.

This painting here looks rough, because I use the Impasto media. So you could see the natural shadow.

The background then I paint is quite abstract expressionism. I use the brush with lots of oil painting on it. Then paint it on the paper. Furthermore each color was overlapping. And then use the stick to scrape.

Here are the color all I use, and in order: black, red, yello, white. Put the dark colors first then put the brightness color on the top.

Here I use the black ink painting on the background. The pattern is from the Oceania. It looks like the "cloud".

The background here. I use the white, rose red and purple to paint it.

It's different from the painting on the left. Because here I use the dry brush with little color on it. And brush it carefully. and quickly. These colors overlapping each other.

This one is also different from the other two one. It also use the dry brush with little oil painting. but more than the right top one. And each dry brushmark overlapping to each other.

Planning Dragon Painting.

We could use the brushmark movements of the brushmark

It looks busy, and might make the foreground couldn't stand out.

this one looks really abstract. It looks like the mirror.
And I use blue, white, red. those primary colors to paint. And furthermore they are not the harmony color.
And it looks too busy
It couldn't be the background

TRADITIONAL CHINESE DESIGNS

and May be I could use "black and red" or "black and white"

The color of this pattern is quite light and new. But I want to show the ancient old pattern

Viking Pattern

I want use this pattern. because my background is quite tidy and geometric so I use this viking. Because this pattern composed by 3 pieces. and they interwoven together to make the whole work connected together.

We could see the texture very clear, it shows the movements of the painting

← Chinese ink.

When I already painted the background color, I use the Chinese ink

the thin layer on the top of the background.

So It could show the texture of the impasto media.

On the other hand, the Chinese ink looks like the shadow.

Here, I used the fragment of the shell. Glue them looks like the Mosaic. I put the fragment of the shell to be the part of the symbols eye. You could notice that the surface of the shell is lustrous. You could see different colors from different angles

I used the blue green, black to show the dark side, then used the dry brush with yellow to paint on the top of layer.

The yellow color on the top shows the administrative levels feels, and strengthen the dark background. Also the yellow could show the texture of the impasto media very clear.

I used shellac pour over on the background to make it looks like the ancient old pattern. And we could see the movement of the shellac.

This is the texture of my background. I used the impasto media and used this kind of stool to make the

waving texture. The texture of the yellow area is different from the black area. The texture of the black area is thinner and tidy. But the yellow area is more thicker and randomly. These textures show the abstract.

This page I shows the textures that I used in my artwork. I combine all these different textures together to show the abstract and create a new feeling

Willem de Kooning

In 1980, when Willem de Kooning was 76, He again shifted to a new mode of painting. The density of this previous canvases gave way to series of large-scale works displaying open forms, spare surface and a sharply reduced palette concentrating the primary colors - red, yellow, and blue at times complemented with subtle tones of green, violet and orange.

These painting style is different from the "woman", the lines of these painting is more softer. Moreover it doesn't have the real object to draw. Just compose the lines together. Color, light and the weave of forms across and against the surface of these works absorb the viewer's attention; while the paintings remain resolutely abstract, allusions to both the human body and pastoral landscape are present in equal measure. The extent to which narrow bands and turn in space, while shaping an elusive figuration.

Willem de Kooning (April 24, 1904 — March 19, 1997) was a Dutch American abstract expressionist artist who was born in Rotterdam, the Netherlands.

The characteristic of Willem de Kooning's painting is woman and thick.

From 1950 to 1955, Willem de Kooning produced his well-known Women series, "integrating the human form with the aggressive paint application, bold colours, and sweeping strokes of Abstract Expressionism. These female "portraits" provoked not only with their vulgar carnality and garish colors, but also because of their embrace of figural representation.

Title: Woman
Artist: Willem de K[illegible] Kooning
Date: 1950
Medium: oil on paper mounted on Masonite

From the color, we could see he always uses the bright color. Furthermore those color is harmony colors. different colors mix together. Another characteristic of these "woman" painting is the brush mark. We could see, those lines are very strong and curving. It's different from other Abstract Expressionist artists. That's because the artist's movement. He's not just use of the fingers and wrist to paint, including the arm, shoulder and even legs. Often the viewer can see broad brushstrokes or other evidence of the physical action that took place before the canvas.

Jasper Johns:

On the mid 1950s Jasper Johns, one of America's foremost artists, began painting flags, targets, alphabets, maps, and numbers at a time when abstract painting was still at the forefront of the New York art world. He is an American painter and sculptor born in 1930 in Augusta, Georgia.

Jasper Johns "Numbers" pieces focused on a single subject and included the numbers 0-9. Each painting was done on a rectangular surface and included different colors, shapes, and layouts. He wanted to change the way art was looked at and perceived with just an ordinary and every day shape. He took a symbol and number and turned it into a work of art and masterpieces and more than one. Some paint include and focus on only one number while others include all of them.

Each number painting ~~was~~ painting was placed into one of four groups that included figures, numbers, 09, and 0 through 9. Figures included single number set onto a rectangular field and included different colors, shapes ~~with~~ within the numbers, and patterns. Numbers works with a grid format including the number 0-9 and repeating rows. One example of a number piece was the painting Small Number in color, which was completed in 1959. From far away this painting looks like a large mix of colors, but up close, each number can be seen.

We also could see those "number painting" is golden radio, looks very orderly.

The color of Jasper Johns painting is the primary color, red, blue, yellow and white (most of them). Those vibrant colors looks very concise. Furthermore we could see he doesn't use harmony color. Moreover, some of his painting don't have very unambiguous structure, but some of them with a grid format, like the painting with "numbers".

The markmaking of Jasper Johns painting is quickly and short. Those brush marks ~~do~~ are mix together, but they didn't blending. Those markmaking looks very strong and "impertinency" but very clearly.

Some of the painting looks rough and thickness. Those thick brush mark are overlapping.

"False Start" is an explosive picture; it seems to be blowing itself apart in a pyrotechnic display. Brushstrokes are large; color is riotous; composition is not predetermined by a recognizable image. It doesn't look calm, dignified, it appears nervous, risky, unsure of itself.

Title: False Start
Artist: Jasper Johns
Date: 1959
Medium: Oil on canvas
Size: 67 1/4 x 54"
(170.8 x 137.2cm)

Jackson Pollock

Jackson Pollock (January 28, 1912 – August 11, 1956) was an influential American painter and a major figure in the abstract expressionist movement. During his lifetime, Pollock enjoyed considerable fame and notoriety. He was regarded as a mostly reclusive artist. He had a volatile personality and struggled with alcoholism all of this life. In 1945 he married the artist Lee Krasner, who became an important influence on his career and on his legacy. He died on the age of 44 in an alcohol-related, single car crash. Furthermore, I think his painting style make a difference with his alcoholism.

From 1938 to 1942 he worked for the Federal Art Project. By the mid 1940s he was painting in a completely abstract manner, and the 'drip and splash' style for which he is best know emerged with some abruptness in 1947. Instead of using the traditional easel he affixed his canvas to the floor and the wall and poured and dripped this paint from a can instead of using brushes he manipulated it with 'sticks, towels or knives' ~~to use~~ sometimes obtaining a heavy impasto by an admixture of 'sand', broken glass or other foreign matter.

In addition to the 'drip and splash' style, the all over method of painting is able ~~one~~ which is tried to Jason Pollock, and many of art work which he created. For example the picture on your right. It looks like the fox, you could see his claws.

In this painting, you couldn't see the very clearly structure. This painting combines by the lines. And the color is colorful than the 'splash' one.

These things looks very random, but actually it have they own meaning. Jason Pollock looks not just drawing, he looks like writing some letters.

Title: Stenographic Figure
Artist: Jackson Pollock
Date: 1942
Medium: Oil on canvas
Size: 40x56 cm

mess. different colors line mix together. It has a new up dated visual effect.

The whole painting style is really

Antoni Tapies:

Antoni Tapies (13 December 1923 – 6 February 2012) was a Spanish Catalan painter, sculptor and art theorist, who became one of the most famous European artists of his generation. The true beauty of Tapies work is the textural, brilliance he applies. Using materials such as rags, string, clay and other household objects to bring forth human forms, sexual and daring. The techniques used by Tapies show the importance of texture as a visual stimulus, such as paintings with thickly impastored, scratched paint in a dramatic style with austere imagery and earthy colour. When we saw Antoni's painting we could find that he likes using black and red colors and other nature color like brown.

"Untitled" (1970)
Antoni Tapies

Antoni Tapies's works dont have very clearly structure, they dont have golden ratio.

Furthermore you could discover that the marksmaking is "strong", "fluency" and "big". And each work only has two or three colors. Moreover each work is compose by # difference size, colors lines. The style of Antoni work looks very simple and clearly. He prefer of neutral hues such as white, black, grey. One of the most impressive works of this period, because of the extreme simplicity.

Another characteristic of Antoni Tapies is calligraphic signs, those are the initials "A" and "T" as well as the cross, which appears in all shapes and forms. The artist considers himself a shaman and alchemist who understand the nature and secrets of materials, who can after substances and give a meaning to life. Many of his works remind us of votive picture of the Middle Ages which are supposed to have healing effects.

Antoni Tapies's works are full of elements of ordinary life, including trash. Furthermore Tapies used a lot primary colors but Tapies explains the absence of primary colors in his works with a surfeit, a repletion of colors around him and in advertising. He says to suffer from a primary colors allergy. Moreover, he considers that the colors he found and uses express best the mystic he is looking for and that they have a deeper meaning.

← From "Petrificada petrificante" (1995)
Antoni Tapies

Robert Motherwell :

Robert Motherwell (January 24, 1915 — July 16, 1991) was an American painter, [illegible] and [illegible]. Robert Motherwell's work is abstract expressionism. He mixed art by a tendency to explore the [illegible] possibilities of colors and lines. His paintings, prints and collages feature simple shapes, bold color contrasts and a dynamic balance between restrained and boldly gestural brushstrokes. They reflect not only a dialogue with art history, philosophy and contemporary art, but also a sincere and considered engagement with autobiographical content, contemporary events and the essential human conditions of life, death, oppression and reduction.

The painting on the right called "Western Air" is considered as one of Robert Motherwell's masterpiece. From this art work we could discover Robert Motherwell's painting's characteristic. First, the structure of the work is organic. You could see it's golden ratio, looks very orderly. Then the lines, he like using the straight lines. Furthermore the shapes in the artwork are some simple shape, like squares, circles and trapezoids. The color of the art work is simple too, not the harmony color.

Title: Western Air
Artist: Robert Motherwell (American, 1915-1991)
Date: 1946-47
Medium: Oil and sand on canvas
Size: 6'x54" (182.9 x 137.20m)

Robert Motherwell's work is characterized by a strong use of black, white, and ochres with occasional accents. If you saw his works before, you will discovery that he has lots of art works using black and white. Black and white show a striking contrast. In those art painting, Robert Motherwell characteristically balances contradictory elements – intellect and emotion, shape and line, sweeping gestures and measured rhythms – in pursuit of lyrical and poetic expression. You could see combies busy and calm were together.

Robert Motherwell is a kinesthetic learner, he likes to move around when he paints, he "sort" or "dance"

Robert Motherwell's painting is very overtive. Even though you don't understand what that mean

Postmodernism means creative, like use new media, change the style. In postmodernism you can do what ever you want. There is no rules in postmodernism. The picture on your left hand is Chairman Mao. If you saw the picture before, you will know Chairman Mao's original picture, yours is not so that much colorfuls. That is "Pop Art"

Postmodernism:

Its one of the postmodernism. The most famous artist in "Pop Art" is Andy Warhol. He used the primary colors, like blue, red and yellow together. It looks very interesting and creative.

Hybridity:

Hybridity means different things mix together, like different culture or different countries. The picture on the right is from Dieter Roth called "Tenbild". You will realize it looks very random, there has lamp, wood, pictures, wires, spectators. Dieter Roth puts different materials different shapes, different colors together. Most of his works are very hybridity and it looks very creative.

Dieter Roth
Tenbild 1975

Appropiation:

Appropiation means the artist borrow an idea and make it your own. The picture on your right hand looks very fiery. We all know "Mona Lisa" the painting from Leonardo da Vinci. And you all know Mona Lisa is a girl and she doesn't have goatee and mustache. The second one is use Photoshop's photo filter and change color times. So the artist change the style by appropiation.

Diaspora:

Diaspora means, people who bring their culture ideas with them and live in different countries. The picture on the right that I choice is called "No woman, No cry" from Chris Ofili. He's British, but he's also black. So I think he's very suitable for diaspora. And he's the best known for artworks that incorporate elephant dung. He's works are about discriminate and race. Most of like black people in other countries.

Chris Ofili (1968-)
No woman, No cry
(1998)

EXPRESSIONISM

1880 – 1910

Egon Schiele
"Self-portrait"

We could see the head detailly.

We could see Egon Schiele likes using the brighter colors on the face, such as light green, yellow, orange and blue.

From the painting we could find that the person's features are exaggerate, for instance, the person on the painting is really thins, you could see his ribs. Furthermore the man has long body long thin arms and the special pose.

The other characteristic of the painting is the distortion. It's far away from the real. the color, the shapes of the person

Another characteristic of the expressionism is the painting's texture. It's very thick and lumpy

The woman's body proportion looks strange. Her upper body is longer than the normal human. Especially her hand. they're long and big. like like the animal's hand.

We could see her face. Modigliani used the bright color to paint it and we could see the eyes, nose, mouth and eyebrows are fucking together

Reclining Nude from the Back — Modigliani
(An example of Modigliani recognizable and type style.

Munch

From this painting we could find another characteristic is the brush marks. We could see the brush marks, the lines very clear. Furthermore the colors are not harmony color.

The earliest Realism work began to appear in the 19th century, in the reaction to the excesses of Romanticism and Neoclassicism.

→ 200BC – 300BC

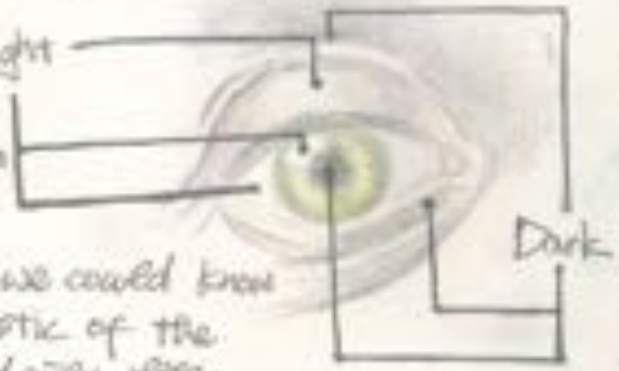

← From this painting, we could know one of the characteristic of the Realism is about daily life.

When we see this painting we could easily find the dark side and the light side. Because we could find the shadows everywhere. The dark shadow accentuates the brightness of the painting.

As we could see, the brush mark looks smooth. Also we could find out the color's blending.

Realism

- light – dark
- real
- Detail
- tone
- smooth
- Human proportion

* In Realism, the artist like using warm palettes, for instance, soft browns, warm reds, black and ivory hues. But play more with cooler color combinations to create startling effects.
* Realists render everyday characters, including the da or unattractive, situations, dilemmas and object, all in verisimilitude.
* It is a style of visual art that depicts the accurate or realistic aspect of what the eyes actually can see.

→ Many different shapes
→ Multi view point in one painting
→ Not real colors
→ Analitial (the main image)

→ Duchamp's Nude Descending a staircase

Cubism is an art style that originated in the early 20 century.

Pablo Picasso Georges Braque

← Picasso "Girl with a Mandolin" (1910)

geometries forms

overlapping shapes

blending

* distortion the main image
* heavy distortion of facial features details
* light tones and black in the central foreground
dark color (tones) in background.
* despite the heavy distortion, the main image is still visible.

Contrast between the darker and lighter tones

Primary color

Fernand Léger "The staircase" (1914)

◇ Analytical

◇ Synthetic

Min media is the use of different mediums of paint used to create a composition on one surface.

Fernand Léger, La Bignonce (painting wings)

Cubism is basically the art of creating abstract shapes of three dimensional objects on a two dimensional surface. like the woman on this painting
It shows more than one layer/planes on a single piece of canal

Here is the general idea of my cardboard model which involve in Cubism.
Picasso likes painting different types of hand, which is Cubism and Expressionism
Pablo Picasso Woman in beret and checked dress (1937)
In Picasso's painting, he likes drawing woman with long hair and big eyes. Also the long and exaggerated eyelash
The drawing complete with the woman's full face from the front and the profile of her face.
I'm planing to composed the woman face by 4 or 5 pieces of wood. Because I want the face look more abstract and stereoscopic like picasso's style.
I would like to use this kind of eyes in my cardboard model
Pablo Picasso - Weeping Woman (1937)
Gathering

COLOR

This could be used for the hair

like this

I pasted yarn there and painted it black. After it dried I use the dry black brush to give it effect.

I would use some bright color of her hair like, blue, green, yellow and red.

This pattern looks like Picasso's style. I might use this kind of grid pattern on the both side of the nose to make the face more diversification and more interesting. Also I pick the blue and red, it's because they have visual impression.

WEDGE

WEDGE

WEDGE

For the color of the face, I'm planning to use some light color, like white, yello, pink and so on. Because I want to make the face stand out.

For the chin of the face I'm planning to use the impasto media make it looks rough.

For the color, I used the cherry red, when it dried, I paint the bright yello on the top because these two type of color can make a comparision. But I think the cherry red is too dark for face.

On some part of the face, maybe the jaw, I'm planning to use 2 or 3 close colors to make the blending. To show the smooth part of the face.

NEWS

Firstly, the organ trade is illegal in every country except Iran, but that doesn't stop a huge black market from thriving particularly in regard to vital organs. Every year 150,000 people join the waiting list for a new heart, kidney or liver and almost half die before a new organ can be sourced for them. As the clock ticks, people can get desperate and resort to all kinds of illicit practices.

The organ trade is an ethical minefield, especially as the current black market mediates between demand in the first world and supply in the third world, and therefore many claim it constitutes exploitation. However research suggests that legal organ trade is on the rise and the World Health Organisation states that as much as 5% of all recipients engaged in commercial organ transplant in 2008.

Your body can be made to work for you while your living though. If you have long healthy hair you can sell it to a professional wig-maker. Typically about 30 cms of hair will net you around 400 euros which is not a great deal considering human hair wigs can sell for thousands. Funnily enough redheads can charge a highest price, followed brunettes and then black.

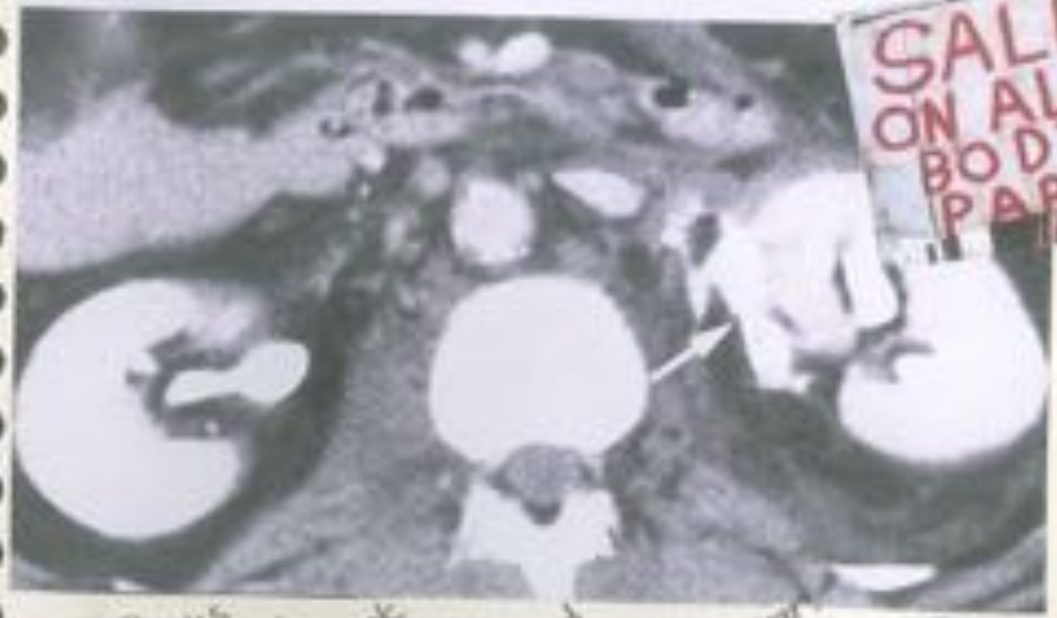

Base on this news I'm planning to make the art work about the human organs.

In my art work, I will displaying the fragility of the human body.

In this news it talks about people sell their organs in the black market for money, which is illegally. But this kind of organ trade happen in every country and every year

As you can see, Fritz Kahn imagine the human body as a factory. His art work make the people have a new understanding of human body and human science. And he is developing innovative visual metaphors for understanding science and the human body. Therefore, I'm thinking, maybe I could use some materials for visual metaphors for understanding the distorted social phenomenon. It's really possible idea to use in my art work.

"What does on in our hands when we see or can and say 'can'" 1909. Fritz Kahn

"Man as Industrial Palace" 1926. Fritz Kahn

detail

When I see the news which about sole organs, Fritz Kahn is the first person (artist) I think about. He is a German gynecologist, and most of his art work is about interesting internal working of the human body.

PLAN 1

I'm planning to make the upper part of the body in 3D. Because I want to put some organs in the middle of the upper body.

And I'm planning to make a big and scared open wound to show it's the nonstandard → operation (illegal) show parts of the organ.

For the background, I'm going to paint it red, make it looks like blood. Because I also want the background could have the strong visual sense. On the background I will also show it looks like bleeding → to show the movement, ~~of the~~

organs ha[illegible] doom doll

From **Cecile Dachary**

As you can see in the picture, Cecile Dachary not just its external form but also the non-visible elements like the internal organs. I love how she uses crochet to capture the "feel" of the organs. The unique texture of the medium as well as Dachary's use of repetition and form adds a surreal quality to the work.

Anatomical Embroidery by Cecile Dachary

I'm planning to show the slices of a human body, like Lisa Nilsson did.

And maybe I will show the front view, not the side view.

Therefore I'm planning to use some soft material like different types of cloth to make the human organ.

PLAN 2

In PLAN 2, I'm also planning to make the upper part of the body in 3D. The different between PLAN 1 and PLAN 1 is I will show part of the human anatomy. In this anatomy you couldn't see the organs, only the ribs and dollars. Because this person already sold ~~this~~ all of his organs.

The body without organs, but full of money. It gives the people a bold imagination through visual sense. It's happy or sad?

For the background, I'm going to paint in black to give people a depressive feeling. And also black shows it is illegal.

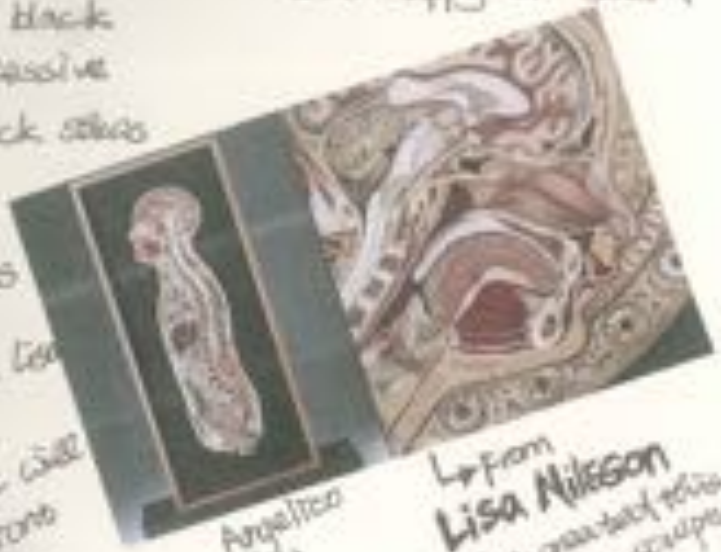

Angelico dolls

↳ From **Lisa Nilsson**

Artist Lisa Nilsson has created this outstanding series of paper sculptures ~~detail~~ depicting cross-sectional slices of a human bodies and anatomical details only by using quilled paper.

PLAN 3

In PLAN 3, I'm planning to use some soft thing, like cloth to capture the "feel" of the organs, like **Cecile Dachary** did.

And the news is about people in Black Market illegal trading the human organ

Human organs are priceless, which is the first protection of health. But in the news, people sell their organs in the black market for money, which is so ironic. Therefor I will use some cloth be discarded, which means "cheap". Also it could satire the organ is fragile and venerable. And the soft material reminds people of a throw-away society.

As you see I will use different types, color, patterns cloth to make the human organ.

organs hunter
Adam Dea
by Cecile Dachary

I will use this kind of soft, squashy material to make the heart.

Because heart is the most important part in humans body, so I will use different material to make it distinct.

In here, I would like to use the black voile cover on the top of the small intestine. Because the you could still see what is insider and the drape of the voile looks interesting and give the [illegible] impression

I would like to use the translucent white voile to cover another cloth with pattern [illegible]. So you could see the pattern under the voile. And I would like to use it to protect the large intestine. Also I could use the rubber [illegible] to make the shape.

I twist the jeans to make the interesting shape of the small intestine. Because jeans is harder than other cloth and will be easy to twist.

materials thing like cloth is fragile and it was once owned and belonged to real people. It [illegible] of people.

On the top of the organs, I'm planning to put the ribs over the organs. Because I want to make it integrated. to satisfy people, sell organs for money.

Here I use the is the sample of I'm [illegible]

I'm planning to use silk [illegible] to entwine around the each ribs. Because the color of it is quite similar with the bones and I want it looks soft and it is fragile.

But when I put the bamboo canes over the organs, it looks incongruous and out of balance.
It looks more like the model of the bridge over the organs.
And it doesn't look like the human ribs.
Therefore, I'm planning to make some thing looks like human ribs.

At the beginning, I was planning to use the bamboo cane and then bend it curve.
like this
Because, I want it look abstractly and interesting.

Here is the sample of I'm going to use the cardboard and cut the shape looks like ribs.
The reason that I want to use cardboard is because it is more easy to cut it looks like ribs and it also can be bend, but not easy to be broken.

In this art work, I will use some safe things to pretend human organs including ribs, because I want to extrude the theme of this art work.

Because of the ribs I'm planning to make another piece of art about the ribs. And I'm planning to use the back of the ribs. Another source of inspiration is Archaeological dig.

Here, I used the Impasto Gel with sands and some electron device to create a rough and narrow background. I think I will use it in my more artpiece

I would like to use black for the background. It is because I want the black background to make the skeleton come out and lesser. It will be easy for me to use the dry brush with another color to paint it over. Another theme of this piece of art work is electron device.

Now days, people has become so reliant on technology. Maybe thousand years later, our skeleton have be been found, there is not only the fossile our skeleton, also the fossile of those electron device.

Here is the sketch that the back of ribs looks like. This "kind-up" thing I will use some glue and Impasto media to make it curve.

I think in the final work I will use some plastic board to cut the ribs because the feeling of the plastic is quite similar to the bones. Also I will use glue and Impasto to make the end ribs. Because it looks 3D and interesting.

Ancient Egyet

Here is one of my idea come from. In ancient Egyet. Egyptians take out all of the human organs for keep the corpse of pharaoh for a long long time. The mummy only has bones, and skin and the empty body.

Mummy

The Ancient Egyptians believed that when a person died they made a journey to the next world. They believed that in order to live in the next world their body had to be preserved. A preserved body is called a mummy. After death a body begins to decompose it is necessary to deprive the tissues of moisture and oxygen.

In order to ensure that the body was preserved the Ancient Egyptians began to use a process called mummification

I think I will use this idea — "mummification" in my art work — take out off all the internal organs, including the heart. And only leave the ribs (skeleton)

Fred Tomaselli

Woodpecker (2008)

Tomaselli builds his work in layers. If you look closely at the detail of the head, you can see hand rate of collaged images of flowers and eyes beneath the painted outlines.

As you can see the detail of the background. Over the top of the resin, Tomaselli adds another layer of paint. The overall effect is a complex overlay. And it look like this.

I think I can use this kind of idea in my artwork. Maybe I can use some different material and create a complex or simple overlay.

Most of the works from Chris Ofili are about racial perception. This piece of art is one of Chris's most famous one.

As you can see, Chris Ofili uses in painting are bright and colorful to make the painting almost seem happy, but the dirty yellow with hints of black on her shadow suggest otherwise. The bright yellow also brings out the woman's skin. And I think Chris Ofili may have purposely used this stark contrast of colors as a way of denouncing racism. And I think I also can use different colors to show my theme. And Chris is good at using different media, like balls of elephants dung. And I think I can get an idea from it.

Chris Ofili
No woman, No Cry
(1998)

EVALUATION

The picture below is about my final work looks like. In this piece of art work, it is about human and electron device.

The idea that I only put the skeleton is come from mummy and Archaeological dig. Because this to the skeleton have been found in thousand years later.

The idea for the background is come from two artists, which are Fred Tomaselli and Chris Ofili. I used the impasto gel to create the background. When the first layer dried, I put another layer to make the background looks rough and natural. And because the theme of the art is about human and electron device, Therefore I put some electron parts on the background.

Here is the detail of the skeleton. I'm not just use the shape of the skeleton, I also use the knife and impasto media to create the texture of the skeleton, to make it look with a long history. And I use shellac to paint the primary color of the bone with a long history.

As you can see, the left and right side of the skeleton is asymmetric. It is because I want to show if human use the electron devices for a long period of time, it will be detrimental for your health. By making the unnormal skeleton.

The reason that I sprinkled sand around the edge is because I want to make this piece of work looks like Archaeological dig. And the sand also could have the visual shock.

And I put the iphone on the place for heart, which means human has become so reliant on technology and couldn't leave it.

Here is the detail of the background. You still can see the shape of the electron devices on the background even though they are in black.

Like the art work from Fred Tomaselli and Chris Ofili you need to have a closer look at the background.

I intertwine the electron wire like this to make it looks mess and feel out of the whole work.

used it to satirize kind of phenomenon

From this piece of art work, especially the electron wire. It gives me the inspiration for the next piece of work.

I think the next piece of the art work I might use the electron wires to show the relation between the environment and the technology

Palmsonntag
(2006)
Anselm Kiefer
Mixed Media

In Kifers painting, he likes using the real material, like leaves, iron sheet and so on. Therefore, I'm thinking to collect some real stuff and use it in my art work.

This is the real bark. I really like this, because you can see the natural texture pattern of the bark. I might use it in my art work.

The clear structure that the honeycomb have. Looks more geometry.

Then, I put the pigment on the honeycomb and then try to print on the paper to show up the natural pattern of the honeycomb.

This is the real honeycomb that I collect. The pattern of the honeycomb is natural and the hexagon is repeating. Maybe I will use honeycomb in my own art work, but I'm not sure that I can get enough honeycomb or not. It's hard to find.

In Kifers painting, Palmsonntag showing above. He used the real iron sheet which is croking. I think the pattern and the texture of it is really cool. So I painted it on the left.

But I think painting is boring to show the texture. So I am ~~[illegible]~~ thinking to use cardboard to make the texture.

PLANING

"Paul Celan" (2012)
Anselm Kiefer

"Margarethe Plan" (2018)
Anselm Kiefer

In these two painting, the artist use thick paint and brush mark to create the painting.
He is Anselm Kiefer, one of my favourite artist.

This is the
I need thick paint
to create the brush
mark.

Because I will make the windnest, which is natural. Therefore, I might need some dark color, like black, dark green, brown, dark yellow in the final work.

(more strong visual effect)

In Kiefer's painting, he like to use some real, natural stuff in his painting. And because the theme of my work is lonely, abandoned. So I think I might use branches, grass and bamboo to create built the robust

Nils Udo : Nest. Earth, Stones, twigs, grass (Photo: Artist)

This is the picture of birch, which is straight and looks tidy. Therefore I'm think of making the ~~main~~ background which is focused in the wood.
So I will make the piece of work that the lonely birdnest in the birch forest.

This is the planning what might happen in my work →

I'm ~~think~~ planning to use Impasto media to create the background full of texture.
And I might use something like bamboo to scratch and make the shape of the trees.
The I think I will use the body must after some brown and yellow to show up the texture of the Impasto.

This is the painting from Kiefer, he only used black, white and a little brow in this painting. So I'm thinking of use some monotone color, like brown, black to ~~create~~ ~~the~~ show the lonely and emptiness of my painting.

"The Rhine (Melancholia)"
c1982 – 2013
374 x 330 cm
Anselm Kiefer