

In Rauschenberg work, he transforms ordinary everyday objects. He asked the viewer to see them in a different way. He does this by arranging them together in very careful composition. He uses things which have similarity in texture or tone or pattern or line or sometimes all or

a combination of these.

He doesn't always use found objects. He sometimes worked with an assemblage of images, which were silk-screen printed onto the surface. He worked them hand color or print parts of this collected of images. Rauschenberg uses simple but effective composition in his graphic looking works.

In this example, he has divided the image into thirds. Inside each "third" he has pulled the area with images from media (TV, newspapers) which reflect current events at the time.

He makes us look at certain areas of the images by using the three primary colors.



photo realized on  
the wooden sticks  
↓ style.me →



He ponders onto  
the collage  
objects to  
highlight areas  
(not to decorate)

Makes Art

The object is  
interesting.

It is placed carefully  
next to others.

He uses that there  
are particular  
outstanding visual  
elements which  
stand out in the  
piece. For example  
color, shape.

START HERE  
Starts with  
an object

He uses this/that  
visual elements to  
become a strong  
feature in the  
overall piece.

HOW RAUSCHENBERG CREATES ART FROM FOUND OBJECT ???



# AFRICAN

The color of African pattern is very bright. The organic shape is mashendicpl design.



Every line have different pattern and the color is changing. It's linear.

You can find that some of them is came from people's daily life. These pattern can record history. So these pattern have the value of history. The stylisation is very simple. It's alternating with different pattern.



This pattern is about the animals. We can find that African pattern's organic animal's shape is from nature. The color is warm and bright.



This pattern's main color is yellow & green. There is some leaves pattern which is alternating



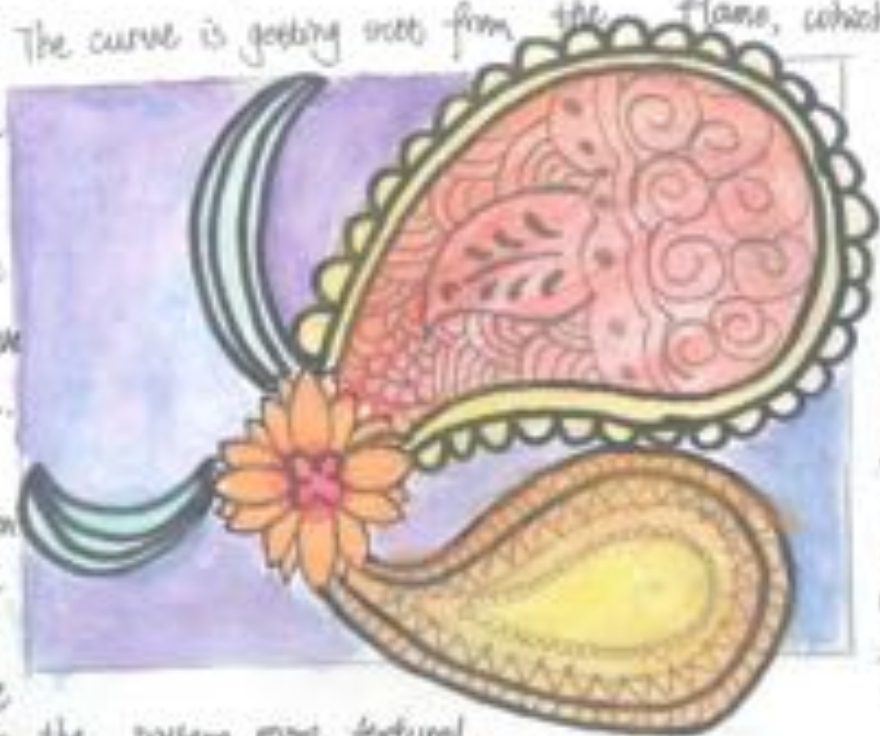
with red, yellow, green color. It contains lots of different pattern with different style.



- Curly lines can contrast with the straight lines.
- Postmodernism Pattern
- It focuses on a centre and then spreads out to the border.
- The space can stand out the pattern
- Color is too simple, where can not stand out the foreground.
- need more details into the pattern.

Patalay pattern is from Bodhi leaves or Date Palm leaves. Using opposite color (Blue - background, red, yellow, orange as foreground). The curve is getting out from the flame, which

can make the work more 3D. It also looks the color clouds, wave and fish scale. The space can give more attention to the pattern, I can use carving or other texture media to make the pattern more textural.



Use golden ratio rule to arrange the composition of the work.



African pattern, two different styles of the traditional masks. Too much curve, the foreground is too full, which can distract the attention from the masks. The composition is divided into thirds, the shapes of the two masks is a bit discord. I may use only one mask, or cancel some patterns from the surrounding.

# PLANNING.

The cloud pattern means luck in Chinese culture. The fairy always ride on this kind of cloud to bring luck to people.

Using primary color to keep it simple.

The fairy always sit on this kind of flower. The work is about the Chinese legend. The background color (yellow) is too light, distract the attention from the main pattern.



Come from paper cutting for windows. This kind of Chinese flower pattern represent the tough girls.



represent the beautiful, gentle, noble girls with peace and pure. It is most divided into half half, which the composition is too dull. I may use brighter, lighter color to highlight the center of the flower. Too much curve makes the work without centre of interest.



Golden Section in Celtic pattern



The curve of the mask can contrast with the grid pattern (straight lines). In the back, the repetition of the same pattern can also make a tidy formal effect from the work. Different composition of the mask can also make different visual effect, the mask, the two third space would be better. Or just place in the middle, it is simple but clear.

watery color mix with blue and purple. (contrast with yellow)



Grid, regular pattern can stand out the random pattern.



Composition Planning

The pattern of Phoenix

The Celtic pattern of Dragon

The Chinese character of "Dance"



The background color might be dark color (blue, purple or brown) which can stand out the foreground.

The character need to stand out from the pattern since on, which can make it more 3D.

If the tail can be longer or get out from the flame, may add more energy to the work, make it like, phoenix is flying in the sky.


In ancient China, Phoenix and Dragon represent Queen and King. There is a Chinese idiom, which called 龙凤呈祥. It means the Dragon & Phoenix can bring luck and wealth to people. In right hand side there is a Chinese character, which means "dance". It's the symbol of happiness when dragon and phoenix dance together. It combines the Chinese and Celtic culture. I may add a "pearl" in the middle, which can also relate back Chinese culture.

# Background

Step 1: Filled on with the Inpesta media.

2 Paint the background with cold blue.

3 Use dry 80cm brush to make the dry brush effect.



The pattern could be:

dark cold blue



The color of background is cold. Which can contrast with the foreground in warm color, the repetition of the pattern, make a tidy, clear tone to the work.

Chinese people like the pattern which is rhythm. Rhythm pattern means fortunate, beautiful life.



→ paint with water color and black pen.

→ Dark background, light foreground, clear outline, distortion, exaggeration.



Suite 101. fr / amica / histoire-de-lore - expressionisme - 2924p (1910)

I think the most prominent thing of expressionism is the color. The color is not real, but Karl always can use the right color to express the exact emotion of the art work. He used those color which has strong contrast to form the rough outline of these two old people.



1893 Karl Schmidt-Rottluff  
Oil, Self-Portrait, 1914  
tempora pastel  
Solov'bitinis  
Woodcut, 26.5 x 27.8 cm  
The Scream  
Edvard Munch



Double Portrait S. and L.  
Karl Schmidt-Rottluff  
Oil on Canvas, 1926

→ The distortion of facial expression with the color which is not real. The thick, black lines highlight the structure of the face. And use contrasted color to express the strong emotion.

# EXPRESSIONISM

1900-1945



# Cubism

"Painting is stronger than I am. It makes me do whatever it wants" — Pablo Picasso



West Africa  
Kotoko  
Fertile Types of Woman

Les Femmes d'Alger  
1907 oil on canvas  
249.9 x 287.7 cm



Violin and  
Pipe (Le  
Quotidien)  
GEORGES  
BRAQUE



Card  
Player  
PABLO  
PICASSO

For example, these two are works.

Synthetic cubism is using the real objects. The sharp lines make the works be precise and accurate.

Cut things out, stick thing on, from some magazines.

- multi-view, from different sides to see things.
- Stand on a part of the face
- Fragment
- the color of expression (not real)



Analytical cubism is flat (2D) with different points of view, illusion and

distorted of body construction. It's not always total. The thick brush mark emphasize the skeleton and the outline of things. I might use real objects in the development of my own piece, because I did with the use of the drawer.

March 8, 2010	2010 Haiti earthquake	There were 20 schools, out of which three people were killed. 2000 houses were damaged and 700 houses collapsed.
April 20, 2011	2011 Tohoku earthquake	According to the Chinese Embassy in Japan, 19 people died and 17 were injured in Wengyi, Liaodong and Dapeng counties. The quake destroyed 800 and damaged 5500 residential units, more than 3000 residents were forced to evacuate.
August 21, 2010	2010 Haiti earthquake	8,412 houses were destroyed and more than 8,000 people were injured.
May 24, 2014	2014 Pingdingshan earthquake	A total of 1881 people were injured.
April 2, 2014	2014 Haiti earthquake	A total of 1881 people were injured.



broken things (building)  
Dead people  
lost  
and start life again



Lots of natural disaster happened frequently around all over the world. Why are this happening? Because human being are suffering the consequence that we've done to the environment. Also, during the disaster, people protect their family rather than protecting themselves, that shows the greatest love in the world. I got many items that can make Ark in natural disaster. Can combine "Yunnan Jingge with the cultural pattern and some other object, like Ganges Seal.



Earthquake. Sixteen students and teachers died."

### 云南景谷地震 造成16名师生受伤

本报昆明10月9日讯(记者 李配亮)记者今天从云南省景谷县教育局获悉,截至10月9日上午10时,地震已造成当地16名师生受伤,全县100所学校均不同程度受到破坏,震区房屋倒塌,16名受伤师生包括景谷县二中1名教师和15名学生,永平镇过街小学1名学生,其他多所学校无受伤人员。地震造成学校财产损失超过10.1万平方米,经济损失达2700万元。目前,16名受伤的师生中,只有1名学生和1名教师的伤势最重,已转院进行治疗,其余学生都被接回家休养,受伤





Photography - Filters → sketch

Surface

Foamed  
plastic

Sand

Paper  
Impasto  
Medium



I was doing experiments to find which surface that I can have the best dry brush effect, the contrast of color.



Look at side light  
inside the color is gradually changing.

try keep the edges dark



same color part of a rock, use dark color to show lines.



https://behind.com/dishon/pops.html.com



This work is that I get my inspiration I want to make a combines about a roman who died in landslip, in China. Because it happened in china, so that I want to use some Chinese element or Chinese pattern. (Bamboo basket, Chinese knot or like four-character style combines. Use more body parts instead of a palm, two hands, a head or one more leg.

The tone of the color is dark but warm. There are more light parts that emphasize the body parts.  
• Chinese elements: (make it look like that the natural disaster happened in China)



Kezhen Chai "keep your hope" 50 x 70 cm Oil painting





The bamboo is representing the halo, which means the hope. I might use light color to highlight it in my work.

I collected the basket and bamboo from my hometown. In my hometown, people use bamboo to make basket to make a living. If the basket is broken, that means people can't make a living, therefore, they can't live in the world anymore. Why did I choose the framed plastics to be 'rock' because it is light, easy to color and also easy to change the shapes. This one looks more consistency of colour.



The color is too similar to each other.

It is like a life trying, people that want to be saved when they are suffering. I am trying to combine some idea from realism.



The lines of basket and the stick are leading to the head of the figure.

Too much big rocks, there is no contrast of the rocks. The composition is too aside, it deviates to the right hand side.

Big wood stick

I am using the straight stick shape which is line against the big rock shape. It's pointing to the head. That makes the work more ~~clearer~~ <sup>clearer</sup>.



Google Images filter out of the remains of those killed over 2000 years ago by the eruption Mount Vesuvius's breathing out of  Pompeii  of ash. The figures are emotional and they died in the volcanic eruption. It's related to my theme. If my work refers to a

historical reference, it can make more historical.



Ana Mordanta  
Solista Series 1978  
Earth-body work

(the work of her childhood fascination with primitive art and culture)

I use small bamboo instead of "big wood" stick. That can fully contrast the straight line with the curve of rocks. The "halo" idea is more obvious in this work. The lines of the basket is pointing to the head of the figure, it's leading to the right to the head. The rocks are getting small from the top right to the left and then to inside of the figure. It's just like a vortex.

# Evaluation

Paper mache:

The texture (untidy, random) make the figure look more realistic (disaster). The outline of the face is completely clear with the method of paper mache. The basic color is black,

I use water oil paint (brown → green → yellow) to color the face.

I use yellow to highlight the mouth and ~~the~~ lower jaw.



The tone is dark, just like the feeling of the disaster. There is a arm which is too aside. There are too much rocks shape, that disperse the attention from the figure and basket. I need to add more human body parts to the work.

I was planning to have a round big circle to gather the attention to the middle of the work. The bamboo is easy



to change the shape. It's not very working in the work.

Foamed Plastic (Rocks):  
I painted it all black (basic dark color), and then put some impasta media and sand (make the texture more rough). A little bit



highlight with small bamboo. Dark color (light color to highlight on and the top, yellow color at last. The tone is harmony.

Broken Basket:



There are some rocks in the basket. They are contrast the lines with their round shapes.

Highlighting the → outline of the basket (is to stand on the basket (chub) in the dark rocks. The composition of the basket can contrast with the rock shapes by providing a contrasting texture (lines).



The size of rocks are decreasing from right to the left. The basket is pointing to the human figures. I put the baby and the mother in the middle, because it is the place that easiest to get audiences' attention. I use dribbling color instead of rocks in the top left, because I don't want to only show the disaster on the land, but also the sky. The dribbling color is like the heavy rain. The basket is like the halo, I will try



The halo is too big to make a very big circle around the human figure. Even though the disaster is horrible the God is still blessing us.

We can't give up our hope just. The mother is hugging the baby during the disaster, the line is touching. That makes the work more realistic.



I divide the work by half. It should be golden section. The basket need to move up a little, so that the figures can stay in the middle of the work. The surrounding rocks can be small to big from inside to outside. That shows the curving of the rocks. That can also magnify the figures's color and tone. The

"Rain" color can be Grey or Dark blue instead of brown, because that can ~~more~~ balance the color with rocks.



The distance of the "halo" and figure is too far apart.



Too middle. The basket is dispersing the sight (attention) from the figures.





# George Segal Monument



"The Holocaust"

This work is not about natural disaster, it's about the disaster that people have done to each other. It's an unfriendly reminder to one of the most significant genocides of the 20th century. All the figures are white, executed in bronze. There are many people lying on ground, their heads are pointing inside, and legs are pointing outside. They look like that they were piled up after they died. There are only one man who is standing in front of dead people, I think he is probably the killer.

## Michaelangelo unfinished sculptures

The unfinished sculptures by Michaelangelo where the figures seem like suffering in the marble block of stone. They seem like trying their best to come out from the stone while they are half covered. They look like the victims that met natural disaster. I want my work have similar feeling.



www.flickr.com



4-zhou.com



# POMPEII

Pompeii was a natural disaster that people were buried in volcanic fall out. It created a mold directly with those victims. This is very emotional; it expressed all the emotion and action that people faced to disaster. I want to get something from the idea, so I want to have a key reference to this particular disaster by having a block of stone with the word "POMPEII" carved into it.

I want to combine George Segal's work and Michelangelo sculpture to create my own "volcanic eruption victims"

from this historical event. I may use paper mache to mold the human body. The figure is missing some part of body that make it looks like buried in the ground. Use clay (white) or plaster on top of the figure that make the work look more real and disaster, but it makes the work heavy, it's hard to hang it on the wall. I will keep the whole work in white in order to create the "death" "sad" feeling.


# PLANNING



Half body, place in the middle, one hand is buried by rocks, the other one get out from the

the ruins. There is one rock with POMPEII covered on it at a side of the body. It maybe too big, same size of rocks seems to be too boring, dull.

Centre of interest



carving



A Hand was trying best to get into the ruins. The red sun symbolizes the

hope. the blue background seems to be too light, it grabs the attention from foreground. The hand is too upper. This is gonna


light be a combined. ↑ paper mache hand dark; and read comes (maybe too heavy.)



By shape (dark)

light small

A Head that buried in the ruins, only showing the face shows the terror of the disaster, and the pain of human.



The head of figure is out of the frame, which can give more energy to the work.



# PLANNING - Drought



the purple gap looks better, because it is dark enough.



Composition planning:  
Landscape is better, because that can have wider view sight.





Big shapes

Small shapes



Small

big

Small

big



Photo remake of the picture of drought:



light



big

Small

← The disaster of drought is spreading to the paddy.



Put sand and In paper on the media on the

building up the texture of the drought with thick oil paint, from dark to light.